

## Dimensions

Model	Rear Door Opening	Overall Length	Overall Width	Inside Height	Floor Width	Compartment Depth	Compartments Openings			Weight (including bumper)
CSV57-SW	49"W x 50.5"H	132"	86" @ Rubrail	57"	49"	15"	(4) 22.5"W x 35.5"H	(2) 50"W x 16"H	(2) 18.5"W x 35.5"H	1,440 lbs.
CSV75-SW	49"W x 68.5"H	132"	86" @ Rubrail	75"	49"	15"	(4) 22.5"W x 35.5"H	(2) 50"W x 16"H	(2) 18.5"W x 35.5"H	1,545 lbs.
CSV75-DW	49"W x 68.5"H	132"	96" @ Rubrail	75"	49"	22.5"	(4) 22.5"W x 35.5"H	(2) 50"W x 16"H	(2) 18.5"W x 35.5"H	1,800 lbs.

## Optional



### Latch-Matic® System

- One touch simultaneously locks or unlocks all compartments on the body
- Two high quality key fob transmitters with 25 ft. range
- Proven, automotive quality components with concealed wiring and hardware
- Compartment doors can be locked individually with keys (provided)
- Three-year limited warranty on parts and service



### C2-50 System Includes Latch-Matic®, Extend-A-Shelf™ and Security Alarm and Compartment Lighting System

- Works in conjunction with the Latch-Matic system
- Lights are activated when compartment doors are unlocked and go off when doors are locked
- Programmed to go off automatically after 10 minutes
- Lights feature impact resistant Lexan lenses
- Audible alarm is enabled by locking doors with the key fob transmitter

## Available Accessory Items

- Roof mounted 3-bar aluminum ladder rack
- Access ladder to 3-bar ladder rack
- Tow hitch
- Additional Extend-A-Shelf drawer unit
- Pull down single and dual ladder racks
- Folding access steps (2) to 3-bar ladder rack



Models shown with optional equipment

The Reading Group has a full line of trucks built for the long haul.



Cut-Away Van Bodies



Steel Contractor Bodies



Steel Stake and Platform Bodies



Steel Landscaper



Utility Bodies



Dump Bodies



Dry Freight Van Bodies



Redi-Dek™



Forestry Bodies



Steel Service Bodies



Drop Side Dump Bodies



Aluminum Service Bodies



Composite Landscaper



S.M.A.R.T. Racks



Composite Platform Bodies



Service Vans  
57" and 75" single and dual wheel

Reading®

CSV Classic Service Van

Get More of What You Expect In a Service Van



Aluminum CSV75 Single Wheel



Aluminum CSV57 Single Wheel



Aluminum CSV75 Dual Wheel

GREEN FRIENDLY | RUGGED | VERSATILE | DURABLE



- MORE payload capacity
- MORE standard features
- CORROSION resistant
- 100% Reading-rugged
- MODERN contoured look



TheReadingGroup.us

**Locations**  
Abington, PA  
Atlanta, GA  
Bowmansville, PA

Cleveland, OH  
Clinton, MD  
Columbus, OH  
Denver, PA

LaGrange, TX  
Louisville, KY  
Pontiac, MI  
Portland, OR

Reading, PA  
Seneca, PA  
Suffolk, VA  
Tampa, FL

SOLD AND SERVICED LOCALLY BY

All dimensions subject to plus or minus tolerance of 1/4" and all dimensions and specifications are subject to change without notice. Some items displayed in photographs are optional. Alum-Fill, Alum-Check, Dual-Pro, Extend-A-Shelf, Grip-In-Glide, Latch-Matic, Marauder, Reading, Redi-Dek, Rhino Linings, Rugged American, S.M.A.R.T. Racks, Spacesaver, Tool-Mates, and TUFF-STUFF are registered trademarks of The Reading Group, LLC in the United States and some foreign countries. The Reading kangaroo is a trademarked image and may not be reproduced or used without express permission from The Reading Group.

TRG10-CSV-10M-08

© 2010 The Reading Group, LLC



# Classic Service Van

The first aluminum service van built Reading-rugged and equipped with an extensive lineup of standard features. Simply the industry's best!

The Classic Service Van (CSV) is built with aluminum, making it 45% lighter than steel. The results are an impressive fuel savings, plus the aluminum weight offers a greater payload capacity. The CSV utilizes the same quality and design principles that have made the Classic II Service Body the industry's most popular body in its class.



Body shown with optional equipment. Specifications and colors are subject to change at anytime.

## REAL TRUCK VALUE, BY THE NUMBERS!

**45%** LIGHTER THAN ANY STEEL OR FRP BODY\*  
**UP TO 9%** FUEL SAVINGS\*  
**100%** READING-RUGGED

\*Actual fuel savings will vary based on chassis weight and payload weight



**MAXIMUM STORAGE CAPACITY**

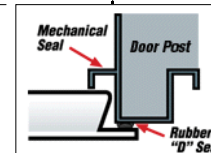


Classic Service Van



**Aluma-Fill®**  
Aluminum fuel fill receptacle protects the body from accidental nicks and scratches

**Rugged Understructure**  
Fully unitized welding, with U-beam girders braced and reinforced at all critical stress points. Understructure is acrylic E-Coat primed, then Powder Coated




**Exclusive Dual-Pro® Seal System**  
Seals include a large automotive quality bubble type seal, and a mechanical seal that provides secondary defense. The patented design increases clear door openings in every compartment



**Stainless Steel Paddle Handle**  
with no exposed fasteners. Attractive appearance and rust resistant. Features a double bitting high quality locking cylinder, adjustable striker pins, and an O-ring seal to prevent water intrusion damage to body or door



**Patented Hidden Hinges**  
Industry exclusive overlapping door construction resists forcible entry. Robust, concealed hinge design provides protection against corrosion without requiring frequent lubrication or maintenance. Fully adjustable and easily replaced without damage to body or door



**Heavy-Duty Aluminum Compartment Doors**  
Made with double paneled construction with internal reinforcement and heavy-gauge aluminum door panels



**Nitrogen Strut Door Holders**  
All vertical compartment doors are equipped with nitrogen strut door holders. Internal dampeners control the opening and closing of doors



**Galvanized Shelves**  
Designed with 2" dividers for more small items storage. Full access between all vertical compartments for longer tool storage



**Interior Access to Horizontal Compartments**  
For accessing tools or other items from inside the vehicle. Cargo netting standard



**Rear Access Doors**  
Location allows tail lights to be visible when transporting longer material that requires access doors to be open




**L.E.D. Lighting**  
Brighter, longer life, and leak resistant. Includes clearance, stop, turn, and modern rectangular tail lights



**Pooched Frame Mounted Bumper**  
prevents body damage. Pooched design provides slip resistant step surface. Made with galvanized steel with a white Powder Coat finish



**Stainless Steel Rotary Master Locking**  
Provides additional security for all compartments on both sides of truck



**Thicker, Sturdier Rear Doors**  
With security protection, galvanized steel grating, stainless steel rotary lock, and paddle handle inside door release



**Full Length Cargo Control Track**  
With adjustable tie rings for securing materials at any location inside the cargo area



**FRP Cab Access Door**  
Quiet, smooth operating, no maintenance, fully adjustable



**Full Translucent Roof**  
For optimum visibility



**Contoured Wind Deflector**  
Standard on 75" high model

NOTE: 75" high model is standard without windows